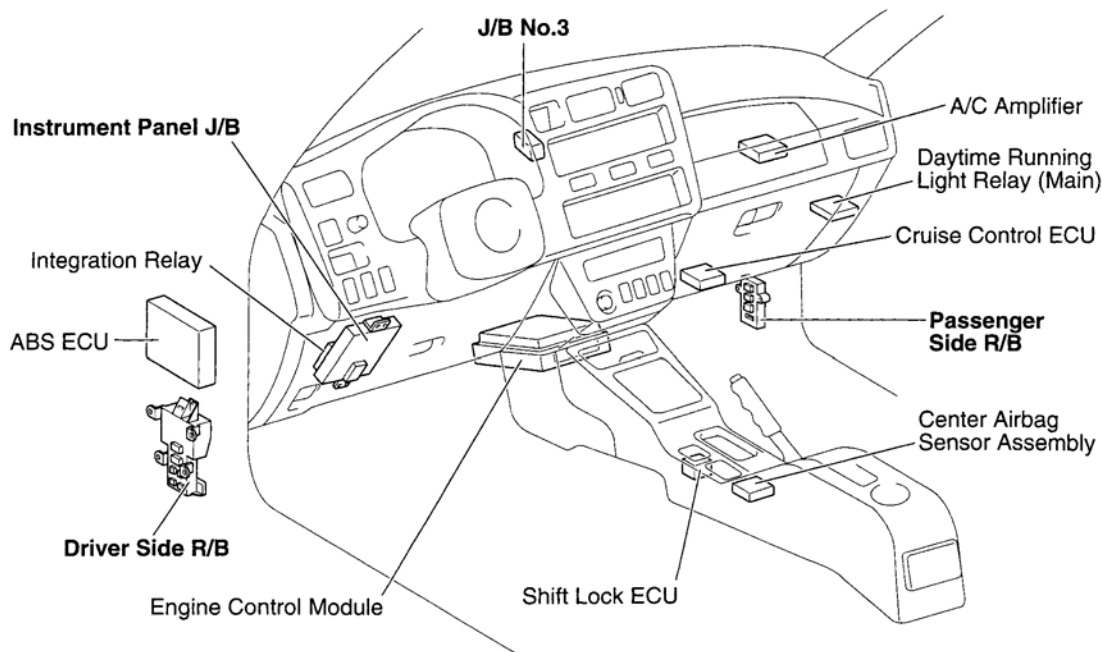


1999-2000 ELECTRICAL**Fuses & Circuit Breakers - RAV4****IDENTIFICATION**

CAUTION: When battery is disconnected, vehicle computer and memory systems may lose memory data. Driveability problems may exist until computer systems have completed a relearn cycle. See **COMPUTER RELEARN PROCEDURES** article in **GENERAL INFORMATION** before disconnecting battery.

DRIVER SIDE J/B

NOTE: Driver side J/B is located under the driver's side of the instrument panel. See **Fig. 1** .

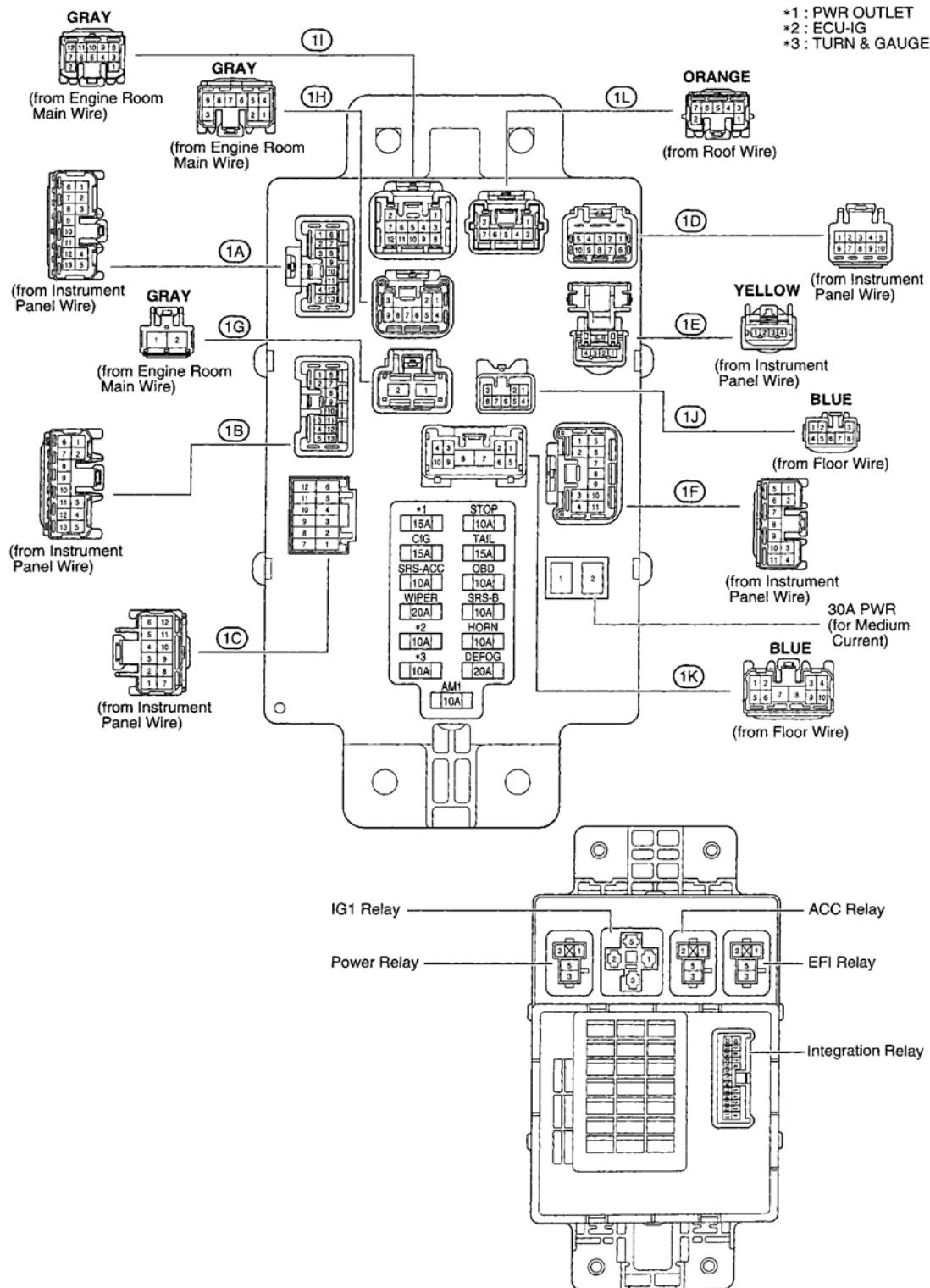


G00104436

Fig. 1: Locating Instrument Panel Electrical Components
Courtesy of TOYOTA MOTOR SALES, U.S.A., INC.

1999 Toyota RAV4

1999-2000 ELECTRICAL Fuses & Circuit Breakers - RAV4



G00104437

Fig. 2: Identifying Instrument Panel J/B Components

1999 Toyota RAV4

1999-2000 ELECTRICAL Fuses & Circuit Breakers - RAV4

Courtesy of TOYOTA MOTOR SALES, U.S.A., INC.

Fuse		System
10A	ECU-IG	ABS (2-Door) ABS (4-Door) Center Diff. Lock (4WD M/T) Cruise Control Door Lock Control Electronically Controlled Transmission and A/T Indicator Moon Roof Power Window Radiator Fan and Condenser Fan Rear Window Defogger Shift Lock
10A	HORN	Horn
10A	OBD	Engine Control
10A	SRS-ACC	SRS
10A	SRS-B	Combination Meter SRS
10A	STOP	ABS (2-Door) ABS (4-Door) Cruise Control Electronically Controlled Transmission and A/T Indicator Shift Lock Stop Light
10A	TURN & GAUGE	ABS (2-Door) ABS (4-Door) Air Conditioning Back-Up Light Center Diff. Lock (4WD M/T) Charging Combination Meter Cruise Control Electronically Controlled Transmission and A/T Indicator Engine Control Headlight (w/ Daytime Running Light) Interior Light Key Reminder and Seat Belt Warning Light Reminder Buzzer Turn Signal and Hazard Warning Light
15A	CIG	Cigarette Lighter and Clock Radio and Player Remote Control Mirror Shift Lock
15A	PWR OUTLET	Power Outlet

Fig. 3: Instrument Panel J/B Legend (1 Of 2)
Courtesy of TOYOTA MOTOR SALES, U.S.A., INC.

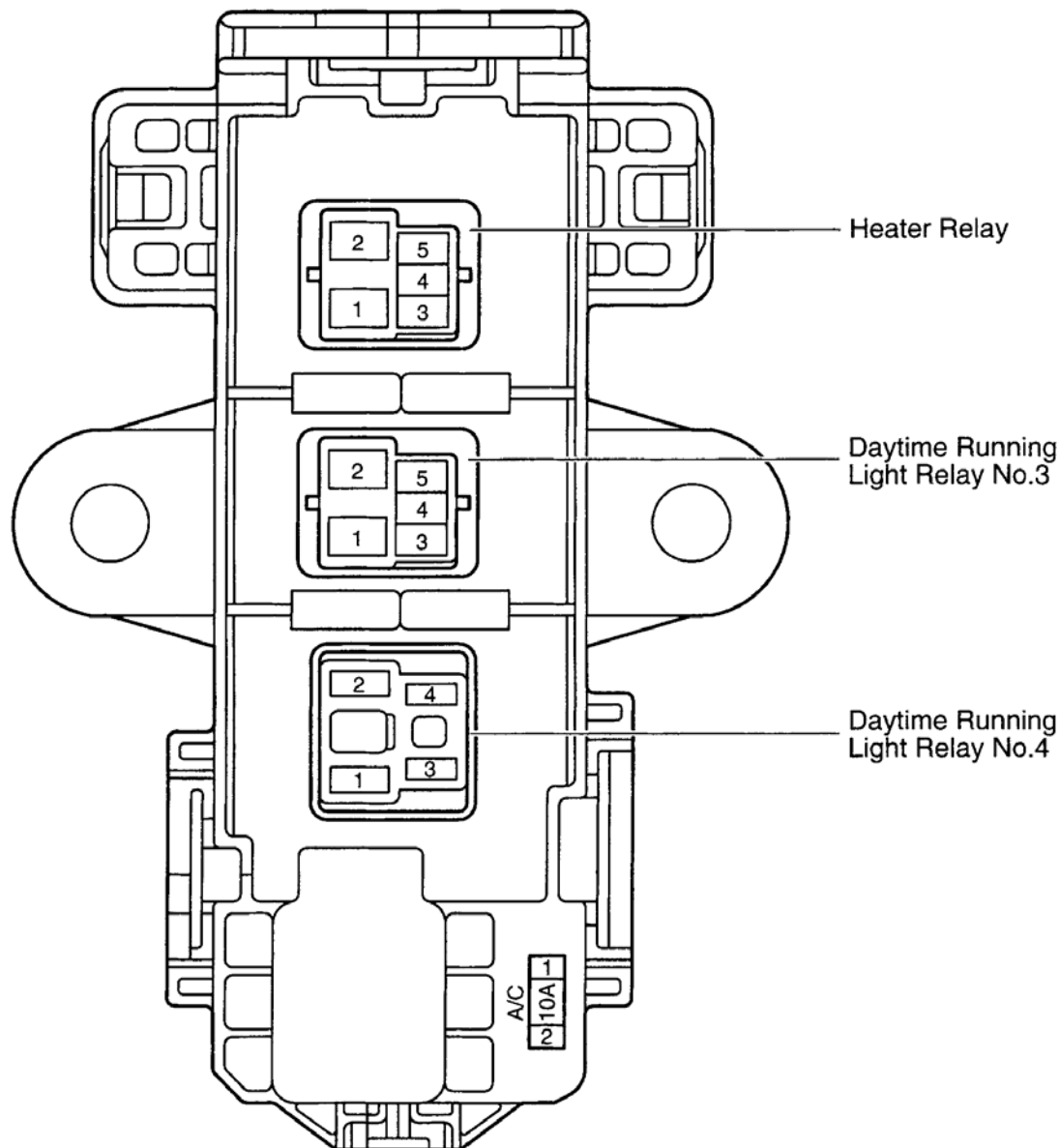
Fuse		System
15A	TAIL	Cigarette Lighter and Clock
		Door Lock Control
		Light Reminder Buzzer
		Taillight and Illumination
20A	DEFOG	Rear Window Defogger
20A	WIPER	Front Wiper and Washer
		Rear Wiper and Washer
30A	PWR	Door Lock Control
		Moon Roof
		Power Window

G00104439

Fig. 4: Instrument Panel J/B Legend (2 Of 2)
Courtesy of TOYOTA MOTOR SALES, U.S.A., INC.

1999 Toyota RAV4

1999-2000 ELECTRICAL Fuses & Circuit Breakers - RAV4



G00104440

Fig. 5: Identifying Passenger Side R/B Components
Courtesy of TOYOTA MOTOR SALES, U.S.A., INC.

Fuse		System
10A	A/C	Air Conditioning

G00104441

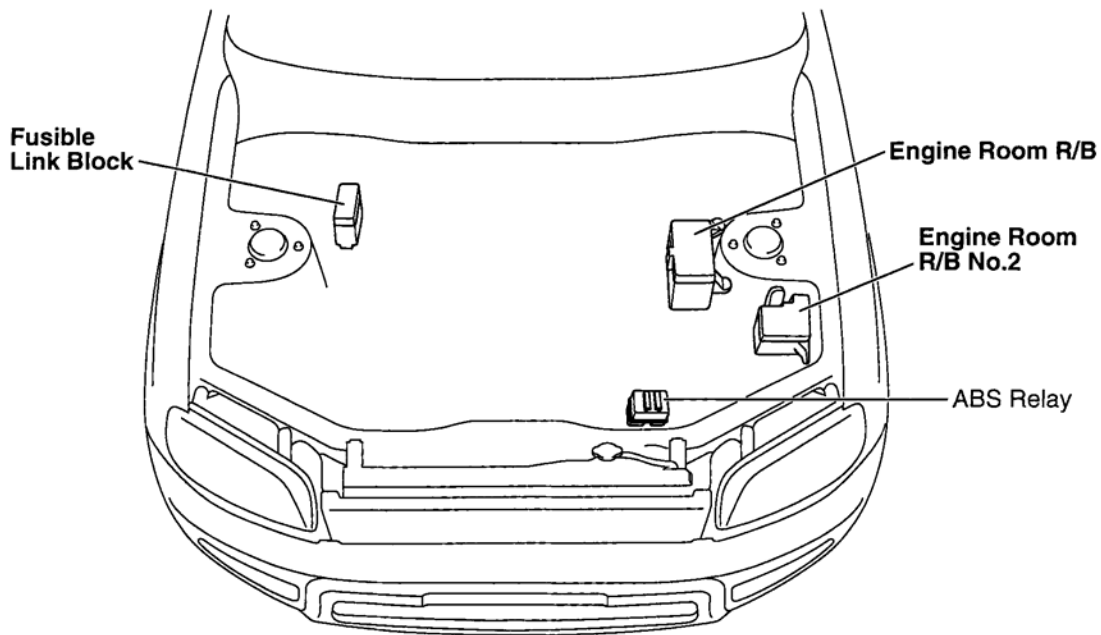
Fig. 6: Passenger Side R/B Legend
Courtesy of TOYOTA MOTOR SALES, U.S.A., INC.

1999 Toyota RAV4

1999-2000 ELECTRICAL Fuses & Circuit Breakers - RAV4

ENGINE COMPARTMENT FUSES

Engine compartment fuses are located in the engine compartment. See **Fig. 7** .



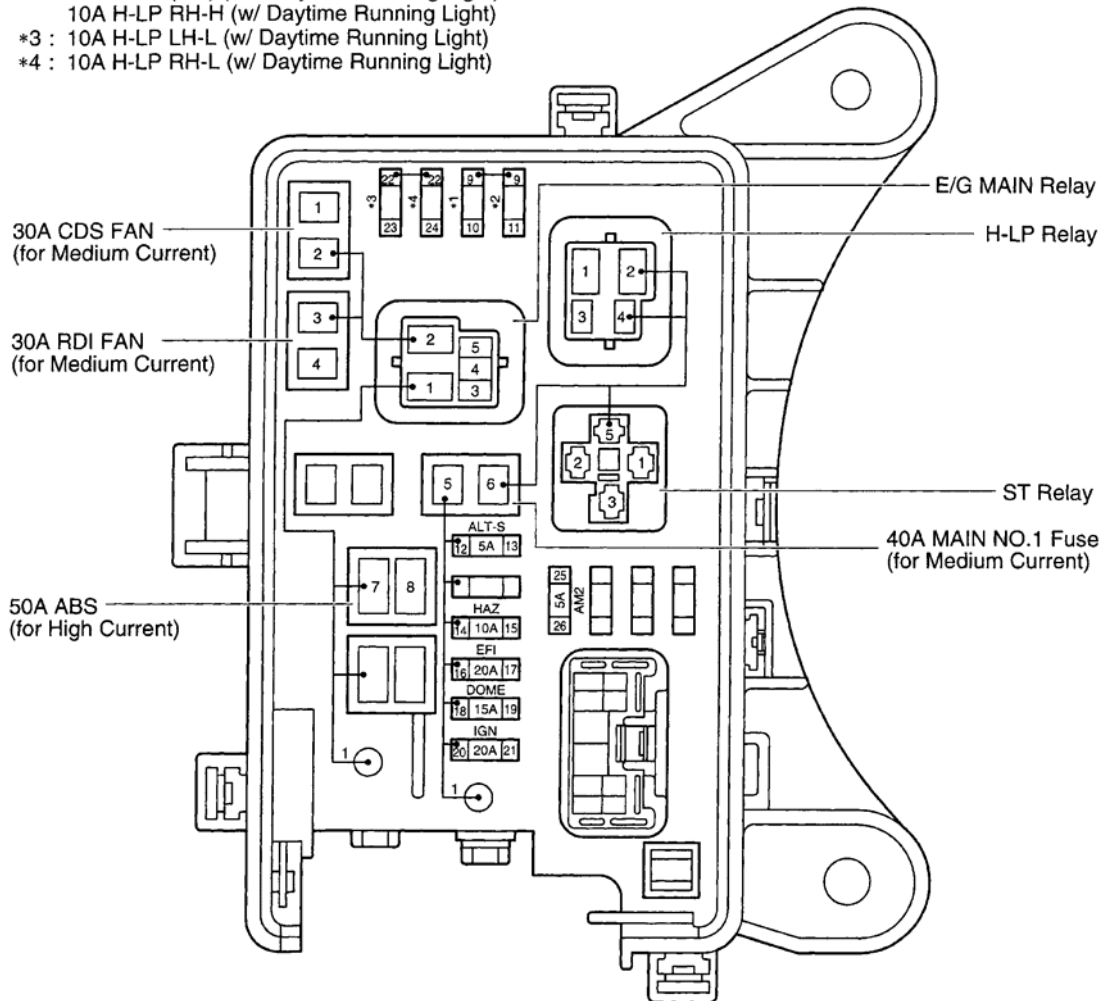
G00104442

Fig. 7: Locating Engine Compartment Electrical Components
Courtesy of TOYOTA MOTOR SALES, U.S.A., INC.

1999 Toyota RAV4

1999-2000 ELECTRICAL Fuses & Circuit Breakers - RAV4

- *1 : 15A H-LP (LH) (w/o Daytime Running Light)
10A H-LP LH-H (w/ Daytime Running Light)
- *2 : 15A H-LP (RH) (w/o Daytime Running Light)
10A H-LP RH-H (w/ Daytime Running Light)
- *3 : 10A H-LP LH-L (w/ Daytime Running Light)
- *4 : 10A H-LP RH-L (w/ Daytime Running Light)



G00104443

Fig. 8: Identifying Engine Room R/B Components
Courtesy of TOYOTA MOTOR SALES, U.S.A., INC.

1999 Toyota RAV4

1999-2000 ELECTRICAL Fuses & Circuit Breakers - RAV4

Fuse		System
5A	ALT-S	Charging
5A	AM2	Charging Electronically Controlled Transmission and A/T Indicator Engine Control Ignition SRS Starting
10A	H-LP LH-H	Headlight (w/ Daytime Running Light)
10A	H-LP LH-L	Headlight (w/ Daytime Running Light)
10A	H-LP RH-H	Headlight (w/ Daytime Running Light)
10A	H-LP RH-L	Headlight (w/ Daytime Running Light)
10A	HAZ	Turn Signal and Hazard Warning Light
15A	DOME	Center Diff. Lock (4WD M/T) Cigarette Lighter and Clock Combination Meter Electronically Controlled Transmission and A/T Indicator Engine Control Headlight (w/ Daytime Running Light) Interior Light Key Reminder and Seat Belt Warning Light Reminder Buzzer Radio and Player
15A	H-LP (LH)	Headlight (w/o Daytime Running Light)
15A	H-LP (RH)	Combination Meter Headlight (w/o Daytime Running Light)
20A	EFI	Electronically Controlled Transmission and A/T Indicator Engine Control
20A	IGN	Charging Electronically Controlled Transmission and A/T Indicator Engine Control

G00104444

Fig. 9: Engine Room R/B Legend (1 Of 2)
Courtesy of TOYOTA MOTOR SALES, U.S.A., INC.

1999 Toyota RAV4

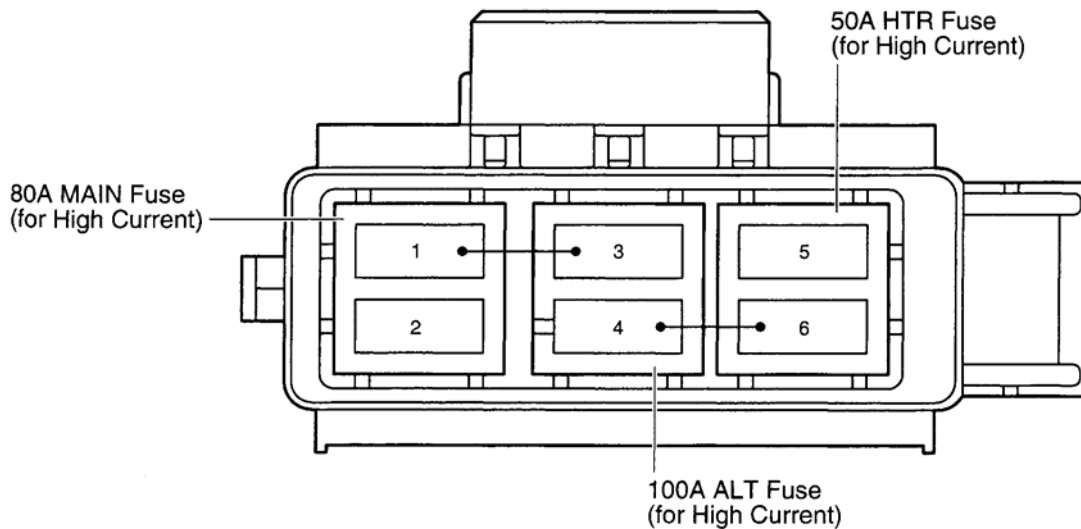
1999-2000 ELECTRICAL Fuses & Circuit Breakers - RAV4

Fuse		System
20A	IGN	Ignition SRS Starting
40A	MAIN NO.1	Headlight (w/ Daytime Running Light) Headlight (w/o Daytime Running Light) Starting
50A	ABS	ABS (2-Door) ABS (4-Door)

G00104445

Fig. 10: Engine Room R/B Legend (2 Of 2)

Courtesy of TOYOTA MOTOR SALES, U.S.A., INC.



G00104446

Fig. 11: Identifying Fusible Link Block Components

Courtesy of TOYOTA MOTOR SALES, U.S.A., INC.

1999 Toyota RAV4

1999-2000 ELECTRICAL Fuses & Circuit Breakers - RAV4

Fuse		System
50A	HTR	Air Conditioning
80A	MAIN	Charging Electronically Controlled Transmission and A/T Indicator Engine Control Headlight (w/ Daytime Running Light) Headlight (w/o Daytime Running Light) Ignition SRS Starting
100A	ALT	ABS (2-Door) ABS (4-Door) Charging Radiator Fan and Condenser Fan Taillight and Illumination

G00104447

Fig. 12: Fusible Link Block Legend

Courtesy of TOYOTA MOTOR SALES, U.S.A., INC.